

APRIL PARENT HOME PAGE

Jesus is Alive

Do these activities with your child to continue the learning your child has experienced at church.

Pat The Bible

Help each child pat the Bible as you say:

Jesus is alive! Jesus is alive!

The Bible tells me that

Jesus is alive!

MUSIC

SING IT!

Jesus Loves Me

Jesus loves me this I know.

For the Bible tells me so.

Little ones to Him belong,

They are weak but He is strong.

Yes, Jesus loves me.

Yes, Jesus loves me,

Yes, Jesus love me.

PRAY IT!

Dear God,

Thank You for giving us Jesus!

Thank You that **JESUS IS ALIVE!**

DO IT!


Bubble Time

Collect: Bubbles or bubble machine

Do: Blow bubbles or turn on bubble machine so that a few bubbles float up. Turn off machine.


Say: *The bubbles are going up. Jesus lives in heaven! Jesus is alive., Jesus loves us!*

MEMORY VERSE



Jesus is Alive!

Matthew 28:6 (Adapted)



APRIL PARENT HOME PAGE

Jesus is Alive

Do these activities with your child to continue the learning your child has experienced at church.

Pictures and Books

Collect: Sturdy books with pictures of Spring & Easter

Do: Look at the pictures in the book with child.

Look out a window . If possible, to see the flowers and the bushes,

Talk about how Jesus loves us! Jesus is Alive!

Say: Bobby do you see the flowers. Flowers are pretty and they smell good! God gave us flowers. God gave us Jesus. **JESUS IS ALIVE!**


PRAY IT!

Dear God,

Thank You for giving us Jesus!

Thank You that **JESUS IS ALIVE!**

MEMORY VERSE



Jesus



is Alive!

Matthew 28:6 (Adapted)

Child-Proofing Your Home

As baby grows and becomes more active and mobile, extra caution must be taken to ensure your child's safety in the home.

Make sure that;

- * All electrical outlets are protected with covers.
- * Medicine cabinets and cupboards containing cleaning solvents and other potential poisons are fastened with child-proof devices.
- * Tablecloths that drape over tables are placed out of baby's reach so they cannot be pulled.
- * Small items or objects that can be swallowed are placed out of baby's reach.
- * Sharp edges of furniture are cushioned or covered.
- * Sharp objects such as knives, scissors, pins, and razors are kept away from baby.
- * Pillows and toys are not left in the crib. (Baby may step on them to climb out of the crib.
- * Baby's highchair has a locking tray, a wide base for stability, and safety straps that are not attached to the tray.
- * Baby is never left alone near water. (bathtub, sink, toilet)