

Easter

Jesus Has Risen!

4/5/20

Scripture Reference: Matthew 28:1-10, Mark 16:1-8, Luke 24:1-12


Lesson Goals

During each part of the class, help each child to:

- ♥ **Realize** that Jesus is alive!
- ♥ **Understand** what Easter is about.
- ♥ **Know** that Jesus is with them.

Worship Time:

Memory Verse: Jesus is risen, as He said. Matthew 28:6 Use the sign language to teach the memory verse.



Opening Prayer:

Dear Jesus,
We worship You as our King.
We thank You for all the good things you do for us.
We love You!!
Amen.

Songs:

(Use sign language from memory verse chart as you sing this song.)

Jesus is Risen

(tune: "Mary Had a Little Lamb")

Jesus is risen as He said, as He said, as He said.

Jesus is risen as He said, Matt-hew 28:6

Clap Your Hands

(Tune: "London Bridge")

Clap your hands and sing for joy, sing for joy, sing for joy.

(Clap hands while singing)

Clap your hands and sing for joy.

(Clap hands while singing)

Christ is risen!

(Point a finger up)

Now we have good news to tell, news to tell, news to tell!

(Cup hands around mouth)

Now we have good news to tell!

(Cup hands around mouth)

Christ is risen!

(Point a finger up)

Lesson Introduction Activity:

Planting Seeds

Do: Show the pretend flower and tools. Show the children how to "dig", "plant", and "grow".

Talk About: Did you ever plant some flower seeds? You dig a hole and hide the seeds under the ground. Then, you wait. We can't see the flowers at first. But, we know God is doing a miracle underneath the dark ground. (2) Then, in a little while the flowers bloom! *(Throw hands up in the air)*. We see the beautiful flowers when they come to life! God is the one who makes the flowers come to life! Did you know that God does miracles for people too? We can't really see what is going on. But, when we see what God has done, it's a wonderful surprise!

Today we have an exciting story of the miracle that happened on Easter morning a long time ago!

Bible Story: Read the story of Jesus' resurrection from the Read With Me Bible.

The Tomb is Empty/ Jesus Appears to His Disciples

Read With Me Bible

Page 398-401

It was dawn on the first day of the week. Mary Magdalene and the other Mary went to look at the tomb. They saw that the stone had been rolled away. They entered the tomb. As they did, they saw an angel dressed in a white robe. The angel said to the women, "Don't be afraid. I know you are looking for Jesus. He is not here! He has risen, just as He said! Go! Tell His disciples and Peter." So the women hurried away from the tomb. They were afraid, but they were filled with joy. They ran to tell the disciples.

On the evening of the first day of the week, the disciples were together. They had locked the doors because they were afraid of the Jews. Jesus came in and stood among them. He said, "May peace be with you!" Then He showed them His hands and His side. The disciples were very happy when they saw the Lord. Jesus asked them, "Do you have anything to eat?" They gave Him a piece of cooked fish. He took it and ate it in front of them.

Discussing the story:

Ask: Who came to the tomb first? What happened to the big stone that was in front of the tomb? What did the angel say to the women? What did the women do? What happened when the disciples were together? What did they offer to Jesus?

Say: Mary Magdalene and the other Mary went to look at the tomb. They saw that the stone had been rolled away. The angel told them not to be afraid because Jesus had risen, just like He said. The women hurried to go tell the disciples. Jesus showed up in the room where the disciples were. They offered Jesus something to eat.

Pray: Thank God for sending Jesus. Ask God to help us remember to ask for forgiveness when we do something wrong. Thank Jesus for loving us so much that He died for us.

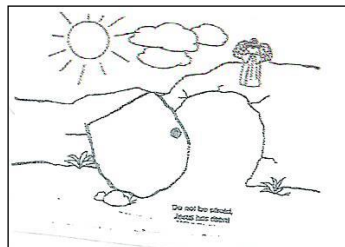
Closing Prayer/Echo Prayer: Instruct the children to repeat the words after you.

Heavenly Father,
We thank You for the gently King, Your Son, Jesus.
We thank You for sending Him to earth to die for our sins.
Prepare our hearts to someday meet Him face to face.
In His name we pray, amen.

Craft Activity.

Jesus is Alive

Attach the stone with a brad where marked. If time permits, allow the children to color their picture. If not, send it home with the children.










Bible Game:

Celebrate!

DO: Use scarves to wave and dance to music.

Talk about: Jesus was born for this day! He came to die for us and then be alive again! Jesus is not dead! He is alive in heaven and watching us every day! Let's Celebrate!





**Do not be afraid,
Jesus has risen!**

**Jesus talks to Mary
in the garden.**

John 20:10-18



Jesus talks to Mary in the garden.

John 20:10-18

Mary felt very sad. She thought she would never see Jesus again. Mary went to the tomb where Jesus' body was. Mary wanted to put some spices on Jesus' body (as people did in Bible times when someone died).

When Mary got to the tomb, she saw that it was empty! Jesus' body wasn't there anymore. Mary cried and cried. She didn't know that Jesus was alive. Mary saw two angels. They asked, "Why are you crying?"

Mary said, "Someone has taken Jesus' body and I don't know where they have put it." Then Mary turned around and saw a man standing there.

"Woman," the man said, "why are you crying? Who are you looking for?" Mary thought that He was a gardener.

Mary said, "Sir, if you have taken him away, tell me where you have put him."

The man just said her name, "Mary." Right away Mary knew that He was Jesus and He was alive! Mary felt so happy! Jesus told Mary to go and tell His friends that He was alive.

Faith @ Home

Jesus Resurrection

Scripture Reference:

Matthew 28:1-15, Mark 16:1-8, Luke 24:1-12 and John 20:1-

9

Things to talk about:

- What can you tell others about the first Easter?
- What are ways we show we're glad Jesus is alive?

Words to pray together:

Dear God, thank You that Jesus is alive! Thank You that we can show we are glad by (repeat ways your child mentioned). In Jesus' name, amen.

Prayer for your child: Father, I pray that (Child's name) will see Your love for him/her and come to believe in You so that he/she will have eternal life.
(John 3:16)

FAMILY FUN TIME

Jesus rose from the dead so that all of us could live with Him in heaven someday. Keep the story of Jesus' resurrection in mind as you make & eat "Pudding in a Cloud."

Pudding in a Cloud

Essential Extras: Spoon, dessert dishes, medium bowl, whisk, refrigerator.

Ingredients: 2 cups of whipped topping, 2 cups of cold milk, 1 package instant pudding, any flavor.

Procedures: **Pour** milk into a medium bowl & add pudding mix.

Beat with a wire whisk 1-2 minutes or until well-blended. Let stand 5 minutes.

Spoon about 1/3 cup whipped topping into each dessert dish. Using spoon, spread the whipped topping into the bottom & up the sides of each dish. **Spoon** pudding into the "cloud" of topping you just created.

Refrigerate dessert until you're ready to eat.



Family Devotion

Flower Surprises

(Adapted from; "Gospel Light's Easter Crafts & Activities")

Read the Easter story to your family and then do this activity together.

Materials: Flower seeds, potting soil, cardboard egg carton or cups.

Procedure: Say: **"Do you know what is one of the prettiest things we see in the Spring? Flowers start to grow & bloom! Who created all the plants & flowers we see? That's right—God did! And we can thank God for all the pretty plants & flowers in the world!"**

We're going to plant some seeds, so we can watch them grow & bloom." Plant flower seeds in potting soil in the egg carton or paper cups. Keep the soil moist. When seedlings appear, cut egg cartons apart & plant in the ground. The cardboard will dissolve. Talk about how the seeds don't look alive when you plant them, but when you add water, soil, & sunshine, they come alive into beautiful flowers. Talk about how Jesus is Alive and that is why we celebrate Easter. Pray & thank God for Jesus, Springtime & flowers.