



# Personal Bible Study II

A CLASSROOM WORKSHOP EXPERIENCE

---

NAME

---

PHONE

---

EMAIL

The Training Center  
Fellowship Bible Church of Northwest Arkansas  
[training.fellowshipnwa.org](http://training.fellowshipnwa.org)

# The Training Center

The Training Center is a ministry of Fellowship Bible Church of Northwest Arkansas. The Training Center is the tangible expression of one of the three guiding metaphors that best describes the vision and mission of Fellowship; namely, that Fellowship is a “greenhouse,” a “training center,” and a “launching pad.” The necessary link between the greenhouse and launching pad is the Training Center where people are prepared and equipped for leadership in life and ministry.



Core Training is a training track of ten training experiences for everyone at Fellowship. These ten trainings are meant to provide a starting point for engaging life at Fellowship and growing into a prepared and equipped spiritual leader. Whether you are new to Fellowship or have been around for decades, The Training Center is the place to start growing and developing.

## BIBLE AND THEOLOGY

Panorama of the Bible

We Believe or Our Faith

Personal Bible Study

## MISSION AND MINISTRY

Perspectives/GO Primer (coming 2019)

Leadership Lab

Great Commission: Evangelism & Discipleship (coming 2020)

## LIFE AND GROWTH

Align Your Finances with the Heart of God

Re I Frame Family: Marriage and Parenting

Great Commandment: Worship, Prayer, and Spiritual Growth (coming 2021)

## DISCOVER

© 2018 Fellowship Bible Church Northwest Arkansas | The Training Center

Scriptures taken from NIV unless otherwise noted THE HOLY BIBLE,  
NEW INTERNATIONAL VERSION®, NIV® Copyright © 1973, 1978, 1984, 2011  
by Biblica, Inc.® Used by permission. All rights reserved worldwide.

Curriculum may be copied and used for personal and ministry purposes as long as content remains unchanged.



# Preface

FOR MOST, THE BIBLE IS A PUZZLE, but that is more the result of our own neglect than the Lord's intent. It is God's desire to make Himself known. (He calls to us through the creation, He has sent prophets and preachers.) He sent His own Son, our Savior, Jesus Christ, God incarnate, to reveal His person and His purpose, all so that we might have life, eternal and abundant.

Further, and more specifically, for the purposes of this course, He has given us His living Word recorded in the Scriptures—a revelation of Himself that is beyond marvelous. He only asks (commands) that we be diligent students who learn to rightly divide the Word of Truth.

That brings us back to “the puzzle.” How do we rightly divide, or better, put this picture of God and man back together in all of its fullness? Therein lies our purpose for this class. Even as a puzzle reveals itself progressively via corner pieces, straight edged sides, dominant color schemes, and fine detail to complete the picture, so there are steps to be taken to discover the full and clear picture of God and His plan for you and me.

This class will equip us with a process to master what is a puzzle for many.



## Table of Contents

Session ONE .....	5
Session TWO .....	17
Session THREE .....	23
Session FOUR .....	29
Session FIVE .....	37
Session SIX .....	51

“O that God would grant that my commentaries and those of all other teachings were destroyed, and that every Christian took the Bible in his own hands, and read God’s Word for himself. You would then see that there is an infinite difference between the Word of God and the word of man... So dig deeper, ever deeper, my brethren. Let my explanations and those of others serve merely as scaffolding to the real building, in order that we may grasp the pure and sweet Word of God, and feed on it, and stand by it.”

—MARTIN LUTHER

# Session One

## CORNER PIECES



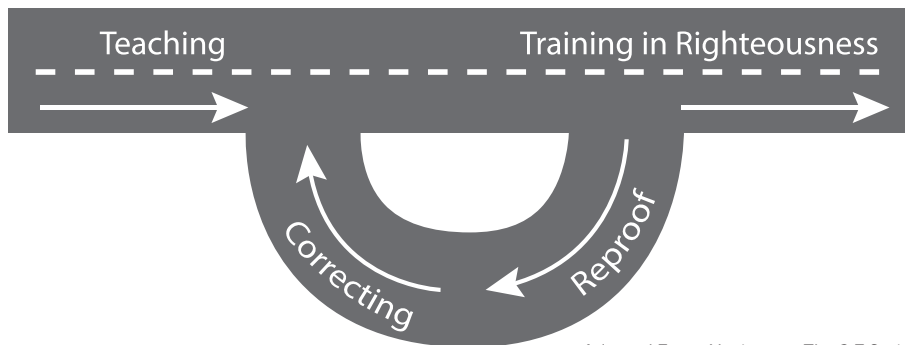
### I. INTRODUCTION

#### A. The Value of the Word of God

1. 2 Timothy 3:16

*All Scripture is God-breathed and is useful for teaching, rebuking, correcting and training in righteousness...*

**Benefit:** \_\_\_\_\_  
\_\_\_\_\_  
\_\_\_\_\_



Adapted From: Navigators The 2:7 Series

“I hear  
and I forget.”

“I see  
and I remember.”

“I do  
and I understand.”

One who uses the  
Bible as his guide  
never loses his sense  
of direction.

“Scripture is not in our power. It is not at the disposal of our intellect and is not obliged to render up its secrets to those who have theological training, merely because they are learned. Scripture imposes its own meaning; it binds the soul to God through faith. Because the initiative in the interpretation of Scripture remains in the hands of God, we must humble ourselves in His presence and pray that He will give understanding and wisdom to us as we meditate on the sacred text. While we may take courage from the thought that God gives understanding of Scripture to the humble, we should also heed the warning that the truth of God can never coexist with human pride. Humility is the hermeneutical precondition for authentic exegesis.”

—DAVID C. STEINMETZ

2. Hebrews 4:12 NASB

*For the word of God is living and active and sharper than any two-edged sword, and piercing as far as the division of soul and spirit, of both joints and marrow, and able to judge the thoughts and intentions of the heart.*

**Benefit:** \_\_\_\_\_  
\_\_\_\_\_  
\_\_\_\_\_

3. Isaiah 66:2b

*These are the ones I look on with favor: those who are humble and contrite in spirit, and who tremble at my word.*

**Benefit:** \_\_\_\_\_  
\_\_\_\_\_  
\_\_\_\_\_

4. Joshua 1:8

*Keep this Book of the Law always on your lips; meditate on it day and night, so that you may be careful to do everything written in it. Then you will be prosperous and successful.*

**Benefit:** \_\_\_\_\_  
\_\_\_\_\_  
\_\_\_\_\_

“The Bible is the Word of God in such a way that when the Bible speaks, God speaks.”  
—B.B. WARFIELD

“There is more to Christian growth than knowing what the Bible says; nobody is ever nourished by memorizing menus.”  
—JOHN BLANCHARD

# The Bible

Number of Verses – 31,039

Number of Chapters – 1,189

Number of Verses per Chapter – 26.1

*To whom will he teach knowledge,  
and to whom will he explain the message?  
Those who are weaned from the milk,  
those taken from the breast?*

*For it is precept upon precept,  
precept upon precept,  
line upon line, line upon line,  
here a little, there a little.*

—ISAIAH 28:9-10 ESV



## II. REVIEW: PERSONAL BIBLE STUDY (FIRST HAND JOY)

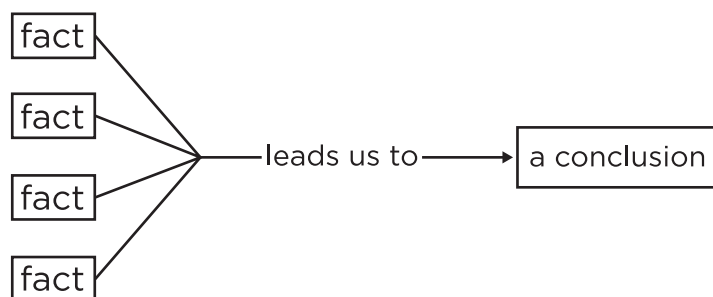
### A. 5 Laws of Bible Study

#### 5 LAWS OF BIBLE STUDY

---

1. Law of Observation: "What Do I See?"
2. Law of Interpretation: "What Does It Mean?"
3. Law of Application: "How Does It Work?"
4. Law of Correlation: "Where Does It Fit?"
5. Law of Communication: "How Do I Share?"

### B. Inductive Bible study



"Knowledge that is self-discovered remains the longest in memory. There is no jewel more precious than that which you have mined yourself."

—HOWARD HENDRICKS

...Discipline yourself for the purpose of Godliness...

—1 TIMOTHY 4:7b NASB

## Surveying a Book

FIRST	THEN
The Whole	The Parts
Skyscraper View	Ground Level View
Panoramic Sweep	Microscopic Focus
Survey	Analyze

### III. SURVEY AND OBSERVATION OF A WHOLE BOOK

#### A. INTRODUCTION

You cannot study the whole Bible at once, but you can begin by studying one of its 66 books. Each book has a unique purpose in exposing us to God Himself and His plan for our life. Each book bears many important principles, and taken together gives a unified and compelling message of God's purposes from creation to consummation. BUT, HOW DO YOU STUDY A WHOLE BOOK? May I suggest, the same way you would eat an elephant, one bite at a time. Perhaps, a more appealing thought would be, "the same way you would engage a jigsaw puzzle." First, find the corner pieces.

#### B. STEPS TO BE TAKEN ("To find the corner pieces")

1. Read and re-read the entire book in one sitting (longer books, two sittings; longest books, three sittings; remember, SURVEY)
2. First Survey Reading: Record your first impressions (of mood, tone, message)

#### First Reading – First Impression (mood, tone, message)

---

---

---

---

---

---

---


---

---

---

---

---




"I will not teach a book of the Bible until I have read it fifty times."

—G. CAMPBELL MORGAN

"The literal interpretation as applied to any document is that view which adopts as the sense of a sentence the meaning of that sentence in usual, or ordinary, or normal conversation or writing."

—RAMM



In the “skyscraper” view of the entire book, the primary task of the student is to observe the main trend of thought. General impressions are gathered in this cursory reading as the student recognizes atmosphere or mood, relative emphasis placed upon a subject, obvious compositional laws such as repetition and contrast, ideological train of thought, and anything of the unexpected (e.g. things that strike one for the first time).

—IRVING JENSEN, *Independent Bible Study*, 56

3. Second Survey Reading:

\*Repeat observations of first reading (impressions of mood, repeated themes, your thoughts, etc.)

**Second Reading – Second Impression** (mood, tone, message)

---

---

---

---

---

---


---

---

---

---

---



**RECORD!  
RECORD!  
RECORD!**

The Word of God works its way out over the lips and through the finger tips.

“What distinguishes humans from all other species is that capacity to formulate questions—and to find answers that lead to more questions.”

—RONALD KOTULAK

4. Third Survey “Reading”:

\*Record observations such as

1. Who is the author?
2. When did the author write the book and from where?
3. Who were the recipients of the book’s message?
4. Can you find the purpose of the book? Often the key is hanging at the “front door.”
5. Who are the key people mentioned?
6. What literary type is the book? (see Personal Bible Study, Session Five, p. 63)
7. Do you see some thematic divisions?
8. Can you find any historical or geographical information in the book itself?



## Third “Reading–Survey Observations

Book: \_\_\_\_\_

Author: \_\_\_\_\_

Recipients: \_\_\_\_\_

Key People: \_\_\_\_\_

Possible Purpose(s):

1. \_\_\_\_\_

\_\_\_\_\_

2. \_\_\_\_\_

\_\_\_\_\_

Themes:

1. \_\_\_\_\_

\_\_\_\_\_

2. \_\_\_\_\_

\_\_\_\_\_

Historical/Geographical Info:

\_\_\_\_\_

\_\_\_\_\_

\_\_\_\_\_

\_\_\_\_\_

\_\_\_\_\_

(5 Ws & H)

### 5Ws & H

Who?


What?

When?

Where?

Why?

How?



## IV. WORKSHOP

A. FIRST READING OF \_\_\_\_\_

First Reading –

---

---

---

---

---

---

---

---

---

---

---

B. SECOND READING OF \_\_\_\_\_

Second Reading –

---

---

---

---

---

---

---

---

---

---

---

“Millions of copies of the Bible are bought each year. It has been the number one best seller for decades. But the tragic paradox is that the Bible is the LEAST read bestseller of all times.”

—PRECEPTAUSTIN.ORG

If you want to have a really bad reading experience, read only one page of your novel a day, or only one chapter of the Bible.

THEMATIC DIVISIONS	BOOK: _____			
	BOOK TITLE:			
	CHAPTER TITLES			
	NOTES:			



# Session Two

## BOUNDARY OR EDGE PIECES

### I. REVIEW AND FEEDBACK FROM SESSION ONE

### II. THE HORIZONTAL CHART

#### A. INTRODUCTION

The horizontal chart (note diagram) is a simple means to capture the chapter titles (for larger books) and the paragraph titles (for smaller books of six chapters or less) on one page. This allows the student to see the entire book at once.

*(see preceding page)*

#### B. VALUE OF THE HORIZONTAL CHART

To more accurately understand the mind of God as revealed in Scripture, we must see His messages in context. The horizontal chart aids us in doing just this. Its very development compels the student to see significant sections (chapters and/or paragraphs) in relation to the whole.

One will also begin to see the whole in relation to the parts. From this, the book's theme will begin to emerge. The relationship of the whole to the parts, and the parts to the whole, will "establish the boundaries" of the book being studied.

Akin to this is the aid given to the student in emphasizing the primary over the subordinate. As the study continues, the chart will "ask the student" to keep each part in harmony with the whole.



"God's sacred Word...that inestimable treasure that excelleth all the riches of the earth."

—PREFACE,  
KING JAMES BIBLE  
TRANSLATION 1611

"This book—  
[THE BIBLE]  
the most valuable thing that this world affords. Here is wisdom; this is the royal law; these are lively Oracles of God."

—WORDS SPOKEN AT THE  
CORONATION SERVICE OF  
EACH BRITISH MONARCH.

# ACTS

Author: Luke

Date Written: A.D. 61

Key Word: Witness

Key Verse: 1:8

## THE FIRST THREE DECADES OF THE WITNESS OF THE GOSPEL

ACTS OF PETER			ACTS OF PAUL		
Church Is Born	1	TAKEN UP	Church Grows Through Testing	3	GATE BEAUTIFUL
	2	HOLY SPIRIT		4	IN WARD
Church Is Scattered	8:1b 9:1	PHILIP		5	ANANIAS & SAPPHIRA
		SAUL		6	WIDOWS
		DORCAS		7	STEPHEN
		CORNELIUS	Church Embraces Gentiles	9:32	DORCAS
		PETER EXPOUNDED		10:1	CORNELIUS
		HEROD		11	PETER EXPOUNDED
Church Extends Overseas	13 14 15:1 15:36 17:1 18:1 18:23 20:1 21:1	CYPRUS		12	HEROD
		LYSTRA	Church's Leader on Trial	13	CYPRUS
		CIRCUMCISED		14	LYSTRA
		PHILIPPI		15:1	CIRCUMCISED
		ATHENS		15:36	PHILIPPI
		CORINTH		17:1	ATHENS
		EPHESUS		18:1	CORINTH
		FAREWELL		18:23	EPHESUS
		GIRDLE		20:1	FAREWELL
		ARREST		21:1	GIRDLE
Church's Leader on Trial	21:18 22:1 23 24 25 26 27 28	STAIRWAY		21:18	ARREST
		CONSPIRACY		22:1	STAIRWAY
		FELIX		23	CONSPIRACY
		FESTUS		24	FELIX
		AGRIPPA		25	FESTUS
		SHIPWRECK		26	AGRIPPA
		ROME		27	SHIPWRECK
				28	ROME

Source of chart: Irving Jensen, *Independent Bible Study*

TIP: Begin your work with a pencil. Initial observations may change as you “see more and more” throughout the observation process.

### C. CHAPTER AND PARAGRAPH TITLES

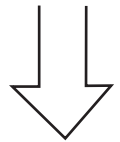
1. Assign a chapter/paragraph title to each segment. See the facing page for an example of chapter titles in a longer book like Acts.
2. Make preliminary decisions regarding the topical (theme) divisions that you have seen in your reading and observations. Indicate these below the main baseline you have drawn for your chart. Note this in the chart on the next page.

### D. THE NEXT STEP...OUTSIDE HELP

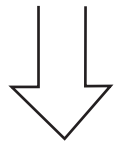
After you have completed your own survey of the book, you should seek the help of others who have gone before you. There will be some material that you cannot find in the Biblical text itself. Background material will be items such as author of the book and the book's recipients, date of writing, geographical and cultural setting, historical circumstances of a Biblical or secular nature, theological themes, thoughts on type of literature and structure.

Don't discount what the Holy Spirit has shown to others, but remember, this is your work and you want to move forward with fresh eyes. DO NOT consult commentaries on the Scripture text until you have completed the next step in the process (vertical charts).

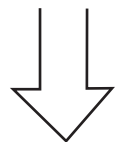
Keep in mind... during this stage, the value is in the PROCESS not the product.



Process... not product.



At this stage, Bible Study is messy.



Use pencil... get messy!

THEMATIC DIVISIONS	BOOK: _____			
	BOOK TITLE:			
	CHAPTER TITLES			
	NOTES:			

## E. ADDITIONAL HELP FOR THIS STAGE

1. Hard Copy Resources
  - Bible Handbooks, Dictionaries
  - Bible Encyclopedia
  - See PBS (First Hand Joy), P. 75
2. Online Resources
  - [soniclight.org](http://soniclight.org)
  - [bible.org](http://bible.org)
  - [preceptaustin.org](http://preceptaustin.org)

## III. WORKSHOP

The survey reading(s) of a book like Colossians took about 12 to 15 minutes. The Horizontal Chart reading(s) will take longer as reflection and recording will be needed. This process may be broken up into as many sessions as needed to finish the chart. However, you are more likely to sense and capture the flow of the author's message if you push through in one, and at most two, sittings for a smaller book; three or four sittings for larger books.

Let's practice the process...right now!

Begin by filling in the chart found on the preceding page.

**YOU CAN SEE  
A LOT JUST  
BY LOOKING**

“Observation describes the act of taking notice, fixing the mind upon, beholding with attention, and as used in science, includes the idea of marking and recording ones findings...”

—PRECEPTAUSTIN.ORG

# Observation

## **ASK THE FUNDAMENTAL QUESTIONS:**

- Who?
- What?
- Where?
- When?
- Why?
- How?

## **IDENTIFY KEY WORDS:**

- Repeated words
- Theological concepts
- Emotional or strong words

## **CREEP:**

- Commands
- Rebukes
- Exhortations
- Exaggeration
- Promises

## **CONNECTIONS:**

- Cause-Effect
- Comparisons
- Contrasts
- Lists
- Connective or linking words

# Session Three

## I. INTRODUCTION

In this session let's consider another technique that will unveil still more of God's mind and heart to us...as revealed through His living Word. Using our jigsaw puzzle metaphor, it would be akin to turning all the pieces right-side up so we can see the many possibilities of the developing picture. Note, however, that the tool being introduced can be used from day one with the book survey.

## II. THE MANUSCRIPT SURVEY:

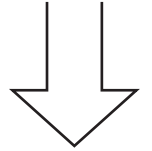
Yes, this is another survey of the book. BUT, it gets you more into the fine details of the text. This survey can be done at a book level for smaller books but will later be most beneficial when engaging a chapter or paragraph. This survey utilizes the OBSERVATION skills you learned in Personal Bible Study (First Hand Joy). Here, you move beyond reading to observing; beyond seeing to, yes, OBSERVING.

The Manuscript survey is central to every part of Personal Bible Study II, because the Biblical text is central to Bible study. That may sound obvious, but too often Bible students do not allow the text to speak for itself.

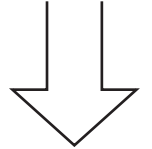
For increased effectiveness, the formatting of the text is important. Fortunately, with the aid of computers and online Bible sites, we can quickly format a scripture text that will assist us in our own manuscript observations.



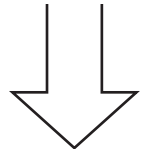
YOUR BIBLE



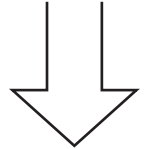
"GOD BREATHED"



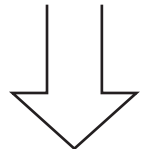
GOD SPEAKS



THROUGH HIS WORD



DIRECTLY TO YOU



THEN YOU ARE  
EQUIPPED TO STUDY  
OTHER RESOURCES

—PRECEPTAUSTIN.ORG

# Observation

## **ASK THE FUNDAMENTAL QUESTIONS:**

- Who?
- What?
- Where?
- When?
- Why?
- How?

## **IDENTIFY KEY WORDS:**

- Repeated words
- Theological concepts
- Emotional or strong words

## **CREEP:**

- Commands
- Rebukes
- Exhortations
- Exaggeration
- Promises

## **CONNECTIONS:**

- Cause-Effect
- Comparisons
- Contrasts
- Lists
- Connective or linking words



## **A. Formatting Steps**

1. Select your preferred translation (not a paraphrase)
2. Consider the following manuscript guidelines

### **GUIDELINE:**

#### **1. Unbound, front side only**

### **COMMENT:**

This manuscript will become the depository of much of your work of observation, beginning with your first survey reading. Continued study, with this format, will allow you to see relationships between words and, most importantly, relationships between paragraphs (units of thought). You can begin to see the flow of the author's argument (epistles), or his message (narratives). Unbound, front-sided sheets will allow you to spread out entire books or sections of a book for comparison of sub-themes.

### **GUIDELINE:**

#### **2. Double-spaced with wide margins**

### **COMMENT:**

These two features will give you "elbow room" in the text. You will have room to make comments both above and below a line of text, or for longer questions and observations, margins of about 1.5" will be helpful. Titles for each paragraph can be recorded in the left-hand margin, providing a starting point for later outlining.

### **GUIDELINE:**

#### **3. Remove headings and notes**

### **COMMENT:**

All chapter and paragraph headings found in a Biblical text have been placed there by the publisher. This is the editor's ideas about divisions and topics. You will want to remove all such distractions. While helpful later, at this stage you want to keep your own fresh and pure eyes on the text.

### **GUIDELINE:**

#### **4. Title each sheet as you progress**

### **COMMENT:**

Provide enough "header" space to note the book being studied. Also, at appropriate points you will want to provide space for a chapter and/or section title. For smaller units being studied, be careful to note the passage reference. A one-inch top margin will be ample for each type of study.

"Never let good books take the place of the Bible. Drink from the well not from the streams that flow from the well."

—AMY CARMICHAEL

# Observation

## **Ask the Fundamental Questions:**

- Who?
- What?
- Where?
- When?
- Why?
- How?

## **Identify Key words:**

- Repeated words
- Theological concepts
- Emotional or strong words

## **CREEP:**

- Commands
- Rebukes
- Exhortations
- Exaggeration
- Promises

## **Connections:**

- Cause-Effect
- Comparisons
- Contrasts
- Lists
- Connective or linking words

#### GENERAL COMMENT:

Some inductive Bible study purist would also have you remove all chapter and verse references. However, for purposes of accessibility and communication of the text, we would suggest that the chapter and verse references be maintained. In some translations this would also include paragraph indicators. Remember, these aforementioned items are not part of the inspired text. If different, your own conclusions about these divisions should be carefully considered. More stringent guidelines can be found in *The Bible Study Handbook*, p. 183, Lindsay Olesberg.

### III. WORKSHOP

Now it's your turn. Let's practice with a type of manuscript survey. Use text on page 24 and 26.

“I study my Bible  
as I gather apples.  
First I shake the  
whole tree that  
the ripest may fall.  
Then I shake each  
limb, and when I  
have shaken each  
limb I shake each  
branch and every  
twig. Then I look  
under every leaf.”

—MARTIN LUTHER

# Workshop/Workspace

## Session Four

### COLOR SCHEMES AND PARAGRAPH THEMES

You are in the process of putting your Biblical "jigsaw puzzle" together. You have found the corner pieces (survey readings) and the border or straight-edged pieces (horizontal chart). You have a framework within which you can work with a measure of confidence (manuscript survey). You have also turned all of your many pieces upright, and in the process you are making multiple observations. As a result you are beginning to understand the intent of the author, which means you are beginning to engage the mind (and heart) of God as given through this Scripture text.

Now you want to complete the more difficult, inner portions of the puzzle. For a real puzzle you would start by separating the various dominant colors from one another. Each color will suggest a general sub-theme that will make up part of the finished picture.

Groups of paragraphs in the Biblical text will provide the sub-themes that will make up the final picture for a section, and then sections connect to form the final message of the book being studied. A paragraph is an important unit of study, for each paragraph will convey one central thought; a thought added to thought builds to form a message.

Paragraph divisions in our various translations are not inspired. That is one reason Peter exhorts us to "rightly divide the Word of truth." While not inspired, paragraphs are the key to discovering the original author's intent. This is a vital part of Biblical study.



Be diligent to  
present yourself  
approved to God  
as a workman  
who does not need  
to be ashamed,  
accurately handling  
the word of truth.

2 TIMOTHY 2:15 NASB

# An Example

## Colossians 1:9-14 (NIV)

<sup>9</sup>For this reason,  
since the day we heard about you,  
we have not stopped praying for you.

We continually ask God to fill you with the knowledge of his will through all the  
wisdom and understanding that the Spirit gives,

<sup>10</sup>so that you may live a life worthy of the Lord  
and please him in every way:

bearing fruit in every good work,

growing in the knowledge of God,

<sup>11</sup>being strengthened with all power

according to his glorious might

so that you may have great endurance and patience,

<sup>12</sup>and giving joyful thanks to the Father,

who has qualified you to share in the inheritance of his holy  
people in the kingdom of light.

<sup>13</sup>For he has rescued us from the dominion of darkness  
and brought us into the kingdom of the Son he loves,

<sup>14</sup>in whom we have redemption, the forgiveness of sins.

# Clause Layout

**The Purpose:** to visually show every clause in a paragraph and capture the author's flow of thought.

**Step 1:**

Copy and paste an entire paragraph of Scripture into a word processor.

**Step 2:**

Identify every verb in the paragraph by boxing or highlighting.

**Step 3:**

Box or highlight every transition word that shows how one clause relates to another.

**Step 4:**

Use indenting to show primary and secondary clauses. Primary clauses go all the way to the left. Secondary clauses are indented one level to the right from the clause they are under.

The paragraph is a unit of thought. A paragraph has one and only one central subject!

“Parts have no meaning apart from the whole.”

—GRANT OSBORNE  
*The Hermeneutical Spiral*

# An Example

## Colossians 1:9-14

1. The reason for Paul's prayer is given in the previous paragraph (9a).
2. The time of Paul's prayer goes back to when he heard about the Colossians (9b).
3. Paul has not ceased praying for the Colossians (9c).
4. The content of Paul's request is that the Colossians know God's will (9d).
5. The purpose of knowing God's will is to live a life worthy of God (10a).
6. The purpose of knowing God's will is to live a life pleasing to God (10b).
7. A worthy and pleasing life includes good works (10c).
8. A worthy and pleasing life includes growth in knowledge of God (10d).
9. A worthy and pleasing life includes being strengthened by God (11a).
10. The standard of our being strengthened is God's strength (11b).
11. The purpose of our being strengthened is our endurance and patience (11c).
12. A worthy and pleasing life includes giving joyful thanks to the Father (12a).
13. The Father has qualified us to enjoy the blessings of His family (12b).
14. The way God qualified us was by rescuing us out of a terrible situation (13a).
15. The way God qualified us was by bringing us under His Son's rule (13b).
16. His Son has given us redemption and forgiveness (14).



# Clause Summary

**The Purpose:** to summarize every idea in your own words.

**Step 1:**

Start a numbered list.

**Step 2:**

Write a sentence summarizing the content of every clause in your clause layout.

**Step 3:**

Pay special attention to transition words and verbs to write your summaries.

**Step 4:**

Let transition word meanings be present in your summary. If a clause begins with “because,” your summary should probably begin with something like “the reason for...”

**Step 5:**

Put verse numbers after your summaries so you can track your work.

The process of the grammatical layout “consists of rewriting the given text in such form that the grammatical components of the paragraph are clearly discernible.”

—M. TENNEY  
*Galatians*, 166

# An Example

## Colossians 1:9-14

Paul has faithfully prayed for the Colossians since first hearing about them.

1. The reason for Paul's prayer is given in the previous paragraph (9a).
2. The time of Paul's prayer goes back to when he heard about the Colossians (9b).
3. Paul has not ceased praying for the Colossians (9c).

Paul's prayer for the Colossians is that they know God's will so that they may live a transformed life of good works, growing knowledge, enduring strength, and joyful gratitude.

4. The content of Paul's request is that the Colossians know God's will (9d).
5. The purpose of knowing God's will is to live a life worthy of God (10a).
6. The purpose of knowing God's will is to live a life pleasing to God (10b).
7. A worthy and pleasing life includes good works (10c).
8. A worthy and pleasing life includes growth in knowledge of God (10d).
9. A worthy and pleasing life includes being strengthened by God (11a).
10. The standard of our being strengthened is God's strength (11b).
11. The purpose of our being strengthened is our endurance and patience (11c).
12. A worthy and pleasing life includes giving joyful thanks to the Father (12a).
13. The Father has qualified us to enjoy the blessings of His family (12b).
14. The way God qualified us was by rescuing us out of a terrible situation (13a).
15. The way God qualified us was by bringing us under His Son's rule (13b).
16. His Son has given us redemption and forgiveness (14).

# Clause Summary

**The Purpose:** to summarize every idea in your own words.

**Step 1:**

Start a numbered list.

**Step 2:**

Write a sentence summarizing the content of every clause in your clause layout.

**Step 3:**

Pay special attention to transition words and verbs to write your summaries.

**Step 4:**

Let transition word meanings be present in your summary. If a clause begins with “because,” your summary should probably begin with something like “the reason for...”

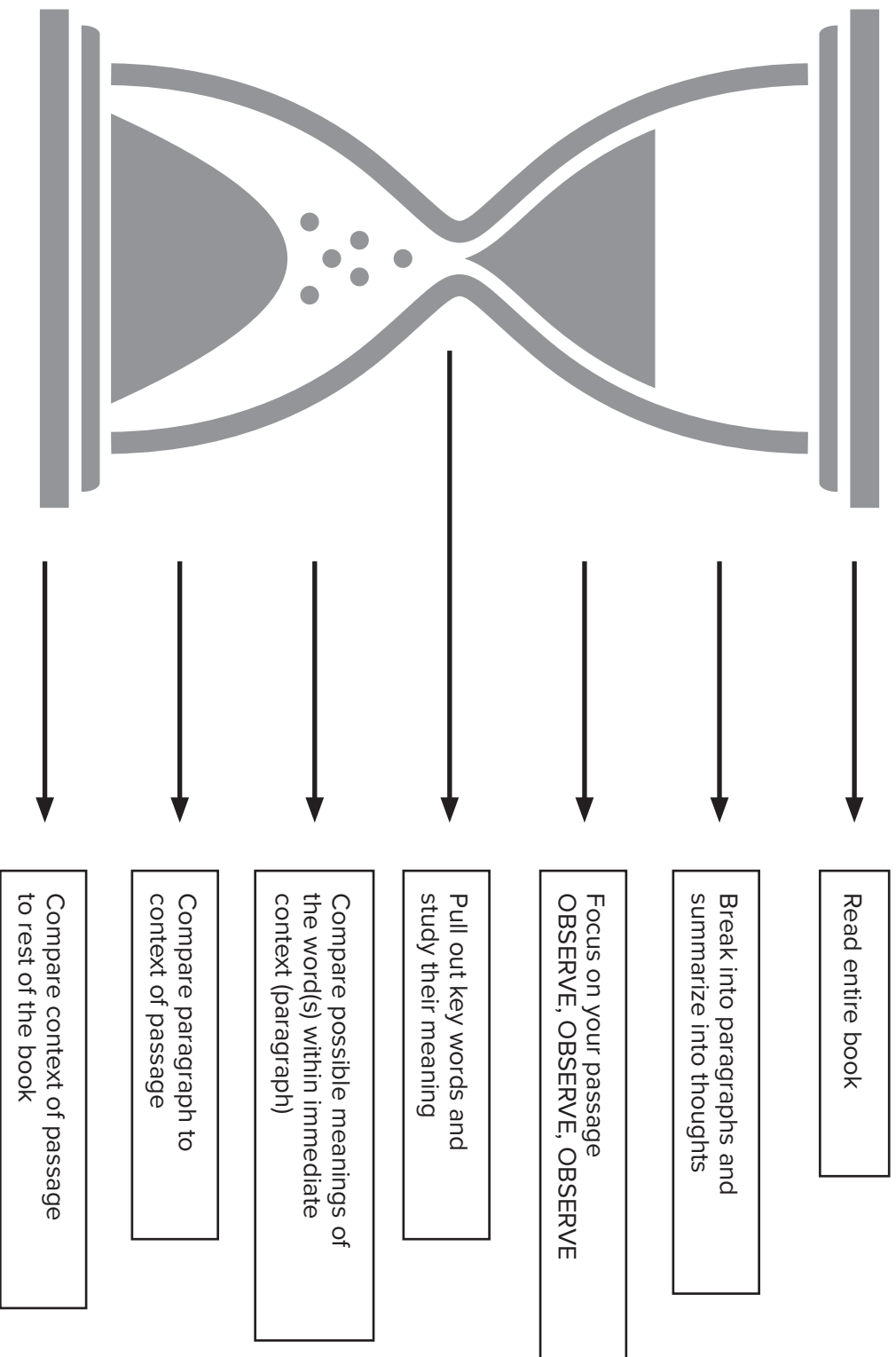
**Step 5:**

Put verse numbers after your summaries so you can track your work.

“One cannot simply read the Bible, like other books. One must be prepared really to enquire of it.”

—DIETRICH BONHOEFFER

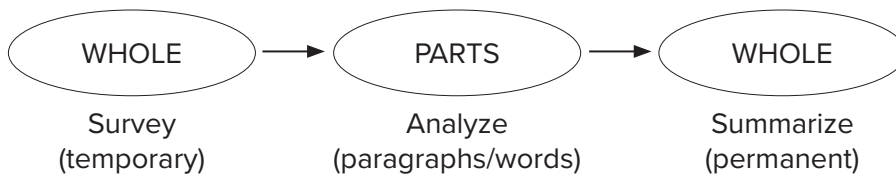
# The Process Takes Time



# Session Five

## THE BIG PICTURE

### I. REVIEW



### II. A WORD ABOUT INTERPRETATION

#### A. The Golden Rule of Interpretation

*When the plain sense of Scripture makes common sense, seek no other sense; therefore, take every word at its primary, ordinary, usual, literal meaning unless the facts of the immediate context, studied in the light of related passages and axiomatic and fundamental truths, indicate clearly otherwise. —D. L. Cooper*

##### 1. Definition: The Literal Method of Interpretation

The literal method of interpretation is that method that gives to each word the same exact basic meaning it would have in normal, ordinary, customary usage, whether employed in writing, speaking, or thinking.

2. If the words are employed in their natural and concrete meaning, the sense which they express is the *proper literal* sense; whereas, if they are used with a figurative and derived meaning, the sense, though still literal, is usually called the *metaphorical* or *figurative* sense. See examples comparing John 1:6 and 1:29, as given in the sidebar.



#### ONE SENSE

“Thou shalt understand, therefore, that the Scripture hath but one sense, which is the literal sense. And that literal sense is the root and ground of all, and the anchor that never faileth, whereunto if thou cleave thou canst never err nor go out of the way. And if thou leave the literal sense, thou canst not but go out of the way.”

WILLIAM TYNDALE  
1500s

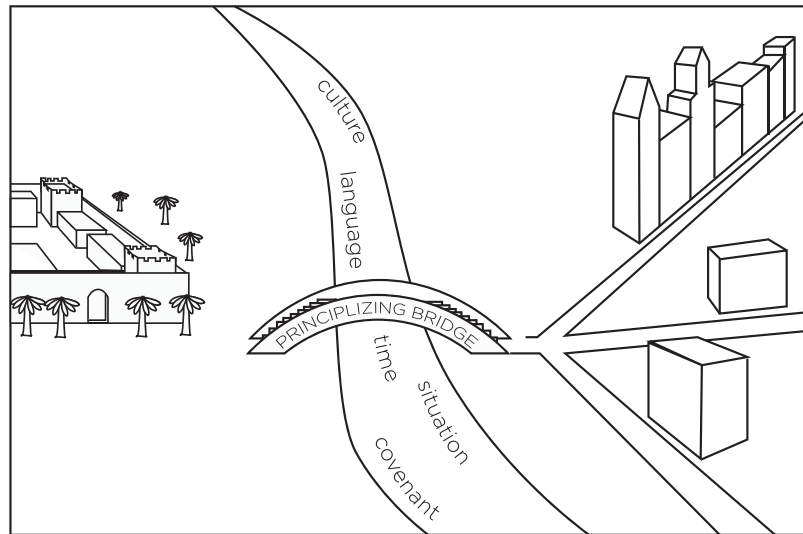
#### John 1:6 LITERAL

There came a man sent from God, whose name was John.

#### John 1:29 METAPHORICAL

The next day John saw Jesus coming to Him and said, “Behold, the Lamb of God who takes away the sin of the world!”

# Bridging from the Biblical Context to the Present Day



Duvall and Hays, *Grasping God's Word*, 24

PASSAGE  
(Historical)

PRINCIPLE  
(Timeless)

PRACTICE  
(Timely)

- B. The Duvall and Hays Diagram, “Crossing of Bridge,” as seen on the previous page reminds us of the bigger picture.

**Exercise:**

What hermeneutical principle (principles of interpretation) could be drawn from the diagram?

1.

2.

3.

4.

## What We Remember/True Learning

10%	of what we READ
20%	of what we HEAR
30%	of that DEMONSTRATED
50%	of HEARING with DEMONSTRATION
70%	of hearing and demonstration requiring a WRITTEN RESPONSE
90%	all of the above plus personal APPLICATION and PRACTICE



### III. A WORD ABOUT APPLICATION

Application is the process that leads to life transformation—the exercise of personal faith in living out the truth of Scripture regardless of life's circumstances, emotions, or cultural trends. Application takes the truths learned through scriptural observation and interpretation and weaves them into the “warp and woof” of everyday life in such a way that the very fabric of daily life is changed.

#### A. THE BIBLICAL APPEAL

The writer of Hebrews appeals to us...

Hebrews 12:1-2 (ESV)

*...let us also lay aside every weight, and sin which clings so closely, and let us run with endurance the race that is set before us, <sup>2</sup> looking to Jesus...*

James, the half-brother of Jesus exhorts us...

James 1:22-25 (ESV)

*But be doers of the word, and not hearers only, deceiving yourselves. <sup>23</sup> For if anyone is a hearer of the word and not a doer, he is like a man who looks intently at his natural face in a mirror. <sup>24</sup> For he looks at himself and goes away and at once forgets what he was like. <sup>25</sup> But the one who looks into the perfect law, the law of liberty, and perseveres, being no hearer who forgets but a doer who acts, he will be blessed in his doing.*

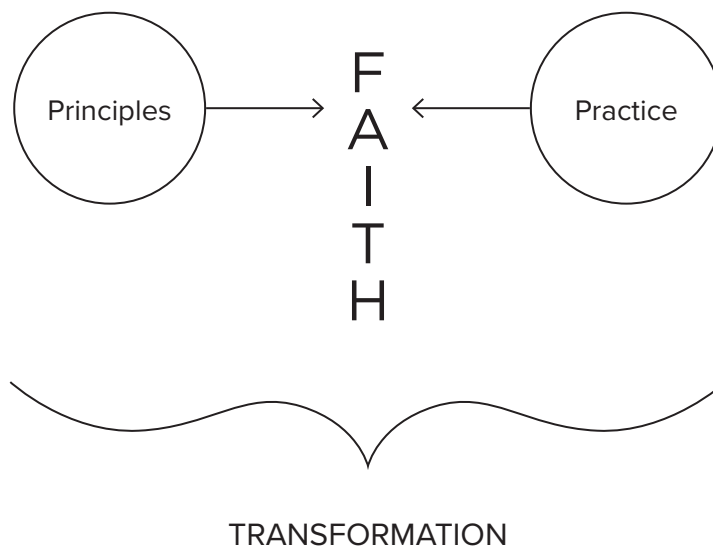
Jesus Himself asks...

Luke 6:46-49 (ESV)

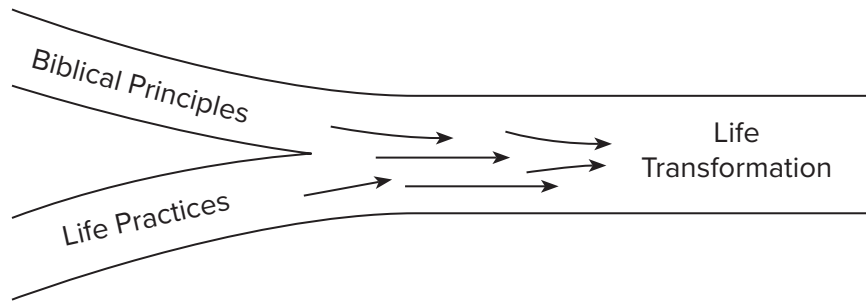
*“Why do you call me “Lord, Lord,” and not do what I tell you? <sup>47</sup> Everyone who comes to me and hears my words and does them, I will show you what he is like: <sup>48</sup> he is like a man building a house, who dug deep and laid the foundation on the rock. And when a flood arose, the stream broke against that house and could not shake it, because it had been well built. <sup>49</sup> But the one who hears and does not do them is like a man who built a house on the ground without a foundation. When the stream broke against it, immediately it fell, and the ruin of that house was great.”*

“Understanding requires APPLICATION. Application may be the last phase, but it certainly is not the least.”

—LINDSAY OLESBERG  
*The Bible Study Handbook*



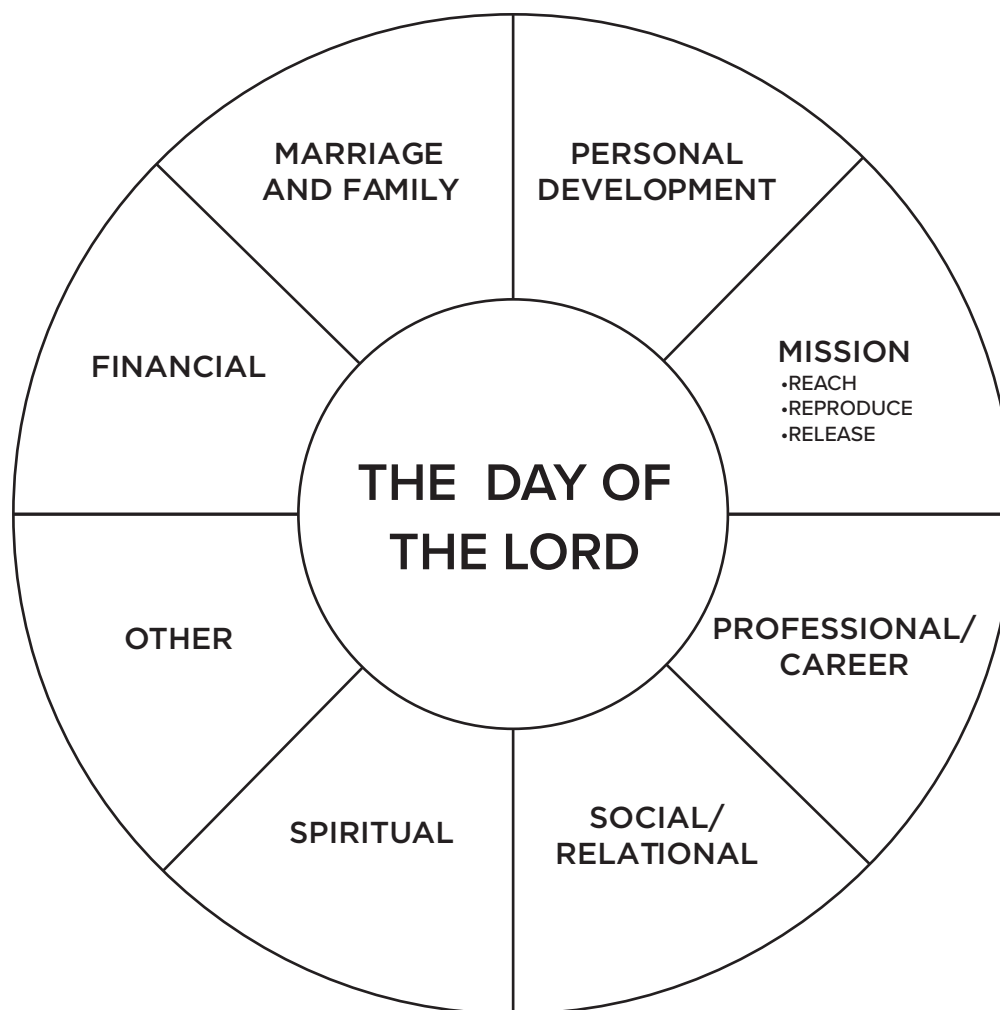
Ultimately, application occurs when timely Biblical principles and life practices merge...



“...let your light shine before others, so that they may see your good works and give glory to your Father who is in heaven.”

—JESUS CHRIST  
MATTHEW 5:16 NIV

# The Circle of Life



## B. APPLICATION AIDS

Regarding application, someone once observed...

“We too often seek to apply  
all the truth  
to everyone  
all the time.

But in doing so, we most often apply  
none of the truth  
to no one  
none of the time.”

In other words, we generalize truth to such an extent that it applies to no one and, least of all, to ME!

Therefore, if I am going to let the Scriptures reach their final destination (my personal life transformation). I need some application aids that will help me avoid rationalization and denial.

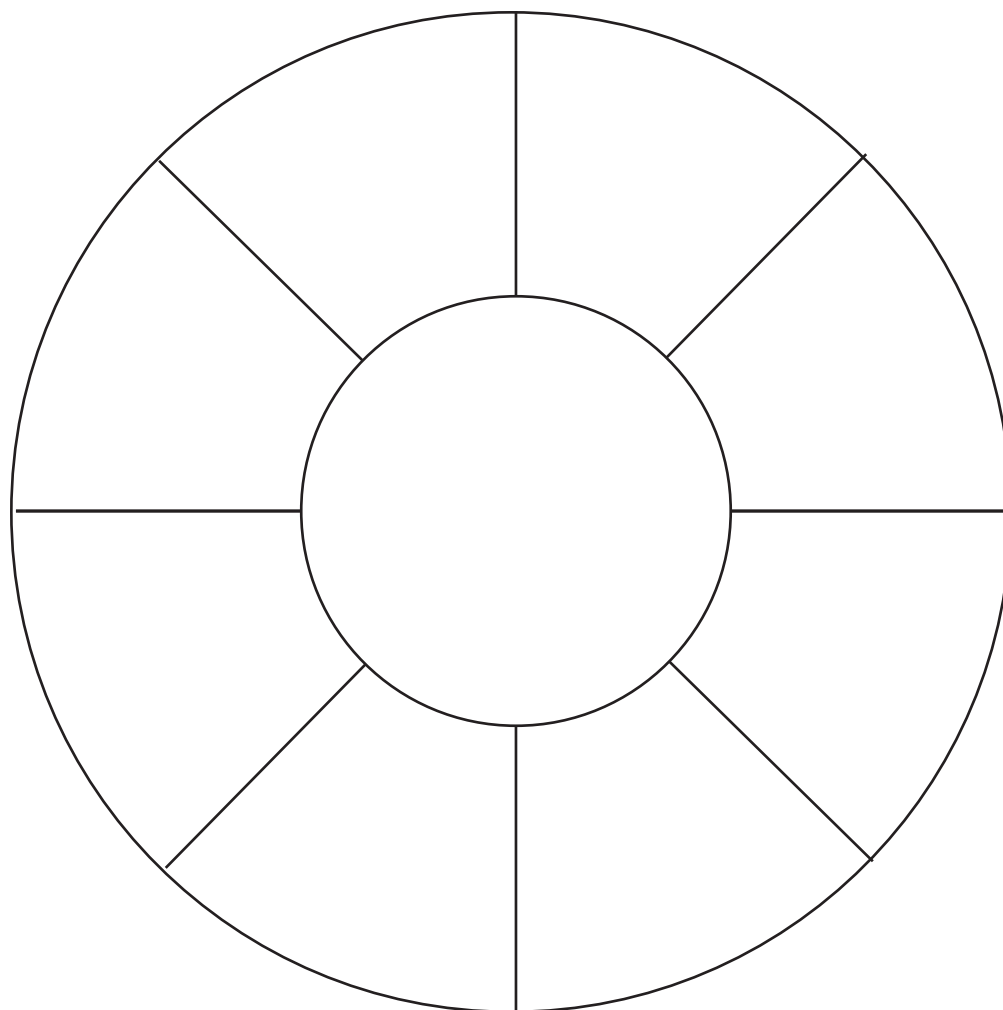
### 1. The Circle of Life

Life moves fast, at times so fast that we don't seem to be making progress in the areas most important to us personally. Too often we are working off of someone else's agenda. The “Circle of Life,” as shown on page 44, is but one example of how you might slice up your life to make Biblical applications absolutely relevant to the priorities of your life in Christ. At this point life gets intentional.

“Faith is choosing to live as though the Bible is true (because it is) regardless of CIRCUMSTANCES, EMOTIONS, OR CULTURAL TRENDS.”

—RON PROCTOR  
*Mentoring One2One*

# The Circle of Life



## 2. The Principle Approach

See also the application aid found on page 49. This approach is driven by Biblical principles discovered in your personal study.

As you engage in your reading or study of a book or portions of Scripture, pause on a paragraph-by-paragraph basis and ask yourself, "Is there a principle here to be considered for my personal spiritual growth?" Having stated the principle, work out its application to your life.

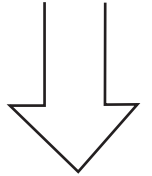
### C. WORKSHOP

Pause now for practice: Slicing up your life is most certainly a way to spice up your intimacy with God. Get ready for a grand adventure.

Or, is there some theme or life principle that God's Word is speaking to you about? Use the application aid on page 49 for further practice.

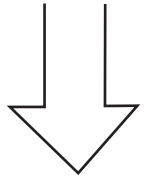
#### **HEAR**

Romans 10:17



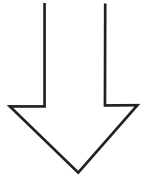
#### **READ**

Revelation 1:3



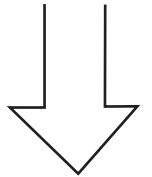
#### **STUDY**

ACTS 17:11



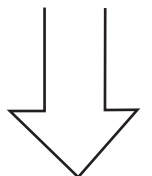
#### **MEMORIZE**

Psalms 119:9, 11



#### **MEDITATE**

Psalms 1:2, 3



#### **APPLY**

Sow a thought,  
**REAP AN ACTION.**

Sow an action,  
**REAP A HABIT.**

Sow a habit,  
**REAP A CHARACTER.**

Sow a character,  
**REAP A DESTINY.**



# Making Bible Applications

Topic \_\_\_\_\_ Name \_\_\_\_\_

**What principle is God speaking to me about?**

--

**What is my problem? Are there inconsistencies in...**

TRUTH	RELATIONSHIPS	ACTIONS/ACCOUNTABILITY

**POSSIBLE APPLICATIONS**

--

**MAKE ALL APPLICATIONS**

Personal (Convicted)

Practical (Deepens my walk)

Possible (Can be done)

--

**PLAN TO CORRECT MY PROBLEM IS...**

--

**HOW CAN I MEASURE MY PROGRESS?**

--



# Session Six

## THE IMPORTANCE OF WORDS



The grammatical layout will bring to your attention key words and parts of speech that you will want to explore further. This session will point you to some resources that will keep you moving toward adding the fine detail and richness of meaning to be found in the Biblical text.

### I. INTRODUCTION

#### A. Words Count... A definition of “Inerrancy”

“God’s superintendence of human authors so that, using their own individual personalities, they composed and recorded without error His revelation to man IN THE WORDS of the original autographs.”  
(*Ryrie Study Bible*, p. 1956, capitalization my own)

#### B. View of inspiration

1. “Verbal” Inspiration: the inspiration extends to  
THE VERY WORDS.
2. “Plenary” Inspiration: the inspiration extends equally to all parts  
of the Scriptures;  
EVERY WORD.

“The treasures  
of the Word of  
God are great  
beyond compare;  
But if we do not  
search them out,  
we cannot use  
what is there.”  
—SPER

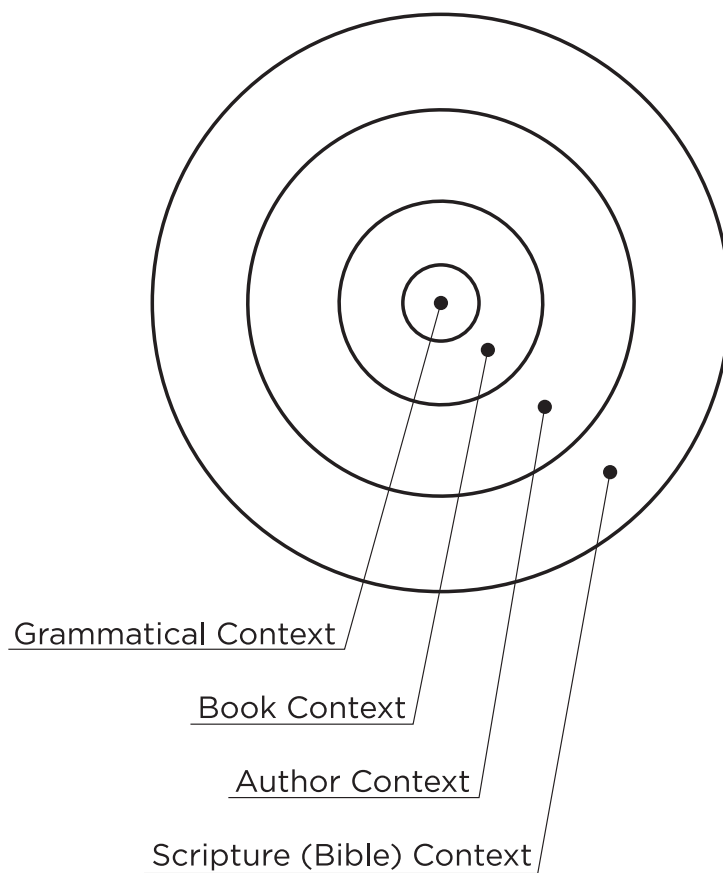
WORDS ARE  
IMPORTANT!

# Broad Interpretive Context

## Interpretive Context

To interpret (therefore, understand), first, look at the type of literature...  
(Historical? Prophetic? Poetic?)


Next, note the grammatical structure of the passage.  
Understand that it is part of a wholistic look at the passage  
in its much greater scripture-wide context.



## II. WORD STUDIES: THE “DEVELOPING” PICTURE

### A. Word Meanings and Relationship

1. Word Meanings
  - a. Historical
  - b. Etymological
  - c. Comparative
    - (1) Synonyms
    - (2) Antonyms
    - (3) Cross References



### WORD STUDY RESOURCES

Inductive  
Bible Study

Greek Word Studies  
(in English)

—PRECEPTAUSTIN.ORG

*Expository Dictionary  
of NT Words*

—VINE, ED.

*New Unger's  
Bible Dictionary*

—MOODY PRESS

*Word Study Resources*

BY SPIROS ZODHIATES

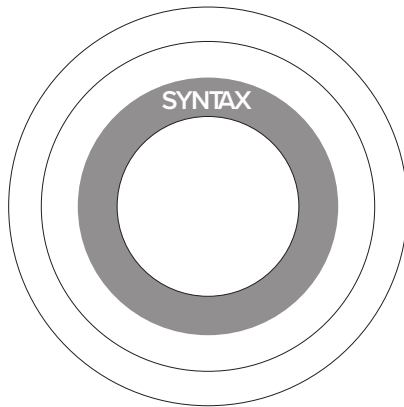
# Translation Comparison

MORE LITERAL						MORE PARAPHRASE		
LESS INTERPRETATIVE MORE WORD FOR WORD						MORE INTERPRETATIVE** MORE THOUGHT FOR THOUGHT		
NAS	ESV	KJV NKJV	NRSV	NIV	ICB	NLT	TLB	Msg
NAS = New American Std. ESV = English Standard Ver. KJV = King James Ver. NKJV = New KJV			NRSV = New Revised NIV = New International Ver. ICB = International Children's Bible			NLT = New Living Translation TLB = The Living Bible Msg = The Message		
** NOTE: For the most objective and “pure” inductive study, do not use paraphrased versions as your primary resource. The more literal versions such as NAS, ESV, KJV, NKJV more accurately render the words of the original Biblical authors and are therefore recommended for inductive Bible study.								

## 2. Word Relations: Syntax

Note: The process is to move from the meaning of words to the relation of words to one another.

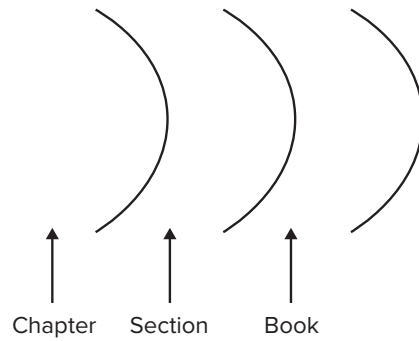
- a. Learn to diagram a sentence.
- b. Don't ignore little things (connectives).
- c. Give special attention to verbs.



“The Bible speaks with the authority of God. The Bible’s authority resides in what God has to say about subjects...”

—DR. ELLIOT JOHNSON

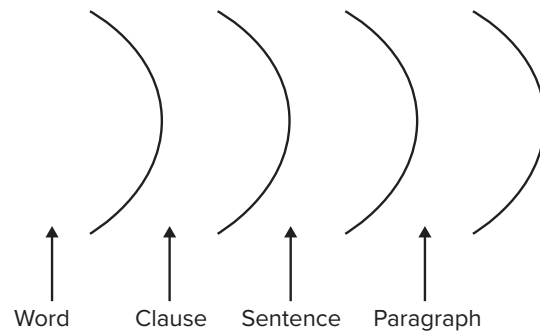
Book Context:



**Interpretive Clues:**

- Look for themes
- Look for breadth or development of main ideas
- Look for "broad" structure (far context)

Grammatical Context:




**Interpretive Clues:**

- Look for structure
- Look for central idea (key words)
- Look before and after (near context)



## B. Context

1. The need to consider context:  
The Bible is no mere collection of good texts or verses put together without any relation to one another. To interpret contrary to the context is to teach falsehood for truth. Any Scripture text without a context is a pretext.
2. There are four contexts of any text:
  - a. The immediate context [paragraph(s)]
  - b. The context of the book
  - c. The context of the Bible
  - d. The cultural context



Who is the greatest  
Old Testament  
prophet not named in  
the Old Testament?

ANSWER: JOHN THE BAPTIST

## “Historical” Toolbox

1. *The Baker Illustrated Bible Handbook* (Hays and Duval, eds.), Baker [Recent, helpful].
2. Norm Geisler, *A Popular Survey of the OT*, Wonder Book.
3. Robert Gromacki, *New Testament Survey*, Baker.
4. *Bible Knowledge Commentary* (2 vols), Walvoord and Zuck, (eds.), Victor.
5. [soniclight.com](http://soniclight.com) (search for Tom Constable notes on all the Bible—free download)

## “Geographical” Toolbox

1. *Baker’s Encyclopedia of the Bible* (2 vols), W. Elwell (ed.), Baker.
2. *NIV Atlas of the Bible*, C. Rasmussen, Zondervan.
3. Bible Maps (in the back of most Bibles)

## “Cultural” Toolbox

1. Commentaries (books that explain the meaning of the Bible by referring to language, culture, history, theology, et al.—from easy to read to highly technical)
2. *IVP Bible Background Commentary* (Old and New Testament available), Keener (ed), IV Press.

C. Historical setting

"The true sense of the Bible cannot be found in an idea of thought historically untrue." (Mass)

The books of the Bible were written in a specific historical setting. We must carefully guard against transferring the author to the present day and making him speak today's language.

We have to first engage His thoughts expressed in His words to His culture.

1. Historically, where does the text fall in the progress of revelation?

Where is the recipient in the history of God's revelation?

Compare Matthew 10:5-7\* with Matthew 28:16-20\*\*.

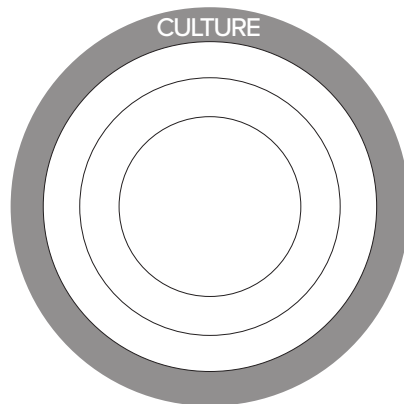
2. What is the prevailing culture? Secondary Culture?

a. Spatial background (geography)

"To try to interpret the Bible without a basic geographical understanding of Bible land is like trying to watch a drama with no scenery." (Ramm)

b. Progress of history?

c. Social background (customs)?



\*

These twelve Jesus sent out with the following instructions:

**"Do not go among the Gentiles** or enter any towns of the Samaritans.

<sup>6</sup>Go rather to the lost sheep of Israel.

<sup>7</sup>As you go, proclaim this message: 'The kingdom of heaven has come near.'

—MATTHEW 10:5-7 NIV

\*\*

Then Jesus came to them and said, "All authority in heaven and on earth has been given to me.

<sup>19</sup>Therefore **go and make disciples of all nations**, baptizing them in the name of the Father and of the Son and of the Holy Spirit, and teaching them to obey everything I have commanded you.

<sup>20</sup>And surely I am with you always, to the very end of the age."

—MATTHEW 28:16-20 NIV

Piece by Piece...  
Word by Word...  
Precept upon Precept...  
We get a picture of the whole.

